

Denoising of ECG Signals Using Adaptive Filters

Ms.Chhavi Saxena^[1], Dr. P.D Murarka^[2], Dr. Hemant Gupta^[3],Dr.Avinash Sharma^[4]

^{[1][4]}Dept. of Computer Science,^{[2][3]}Dept. of Electronics and Communication

^{[1][2]}Arya College of Engineering and IT.Jaipur,Rajasthan,India

^[3]Poornima College of Engineering, Jaipur,Rajasthan,India

^[4]Maharishi Markandeshwar University,Ambala,Haryana

Abstract- Electrocardiogram (ECG) signal is the electrical recording of heart activity that reflects the activities and the attributes of the human heart and reveals very important hidden information. The information extracted from these signals is used for analysis and identifying various pathological conditions, but these ECG signal can be distorted with noise. Noise can be any interference which occurs due to motion artifacts or due to power equipment that are present where ECG had been taken. A typical computer based ECG analysis system includes a signal pre-processing, beats detection and feature extraction stages, followed by classification. Moreover ECG signal processing has become an effective tool for research and clinical practices. The motion artifacts are effectively removed from the ECG signal which is shown by beat detection on noisy and cleaned ECG signals after LMS and NLMS and Notch processing. This paper focuses on ECG signal processing using Least Mean Square (LMS) Normalized Least Mean Square (NLMS) and Notch Filter which has received increasing attention as a signal conditioning and feature extraction technique for biomedical application.

Keywords: ECG, Signal Pre-processing, Pattern recognition, Noise

1. INTRODUCTION

It is complicated to get accurate result for biomedical signal's recording while patient is diagnosis by medical monitoring equipment such as ECG, EEG, EOG and EMG. The signal can be corrupted by electromagnetic field (EMF) by the machinery which is placed nearby [1] or by the fluctuation in electric supply to which measuring equipment is attached.

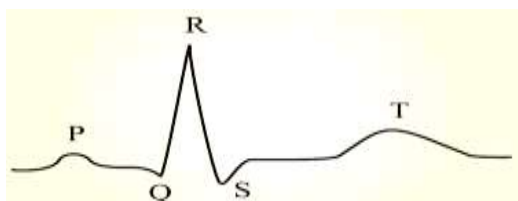


Fig 1.1: ECG Signal

The noise from electric power system is a main source of noise during the recording or monitoring of ECG. Different noises have different frequencies; the noise with low frequency creates problem with ECG signal and some time high frequency noises also interfere ECG i.e. mobile phone. The frequency is measured in cycle/second or in "Hertz". For example the electric power used in daily life is 50 Hz in India [3].

Interference cancellation is widely used in a number of application such as acoustic and speech signal processing, data communication, biological signal acquisition etc. There is different method for interference cancellation in ECG signal, the outline of the methods used for interference cancellation is shown in Fig.1.2 The drawback of non-adaptive techniques is that they are time invariant in nature. The above mentioned problem has been overcome by the adaptive methods [6].

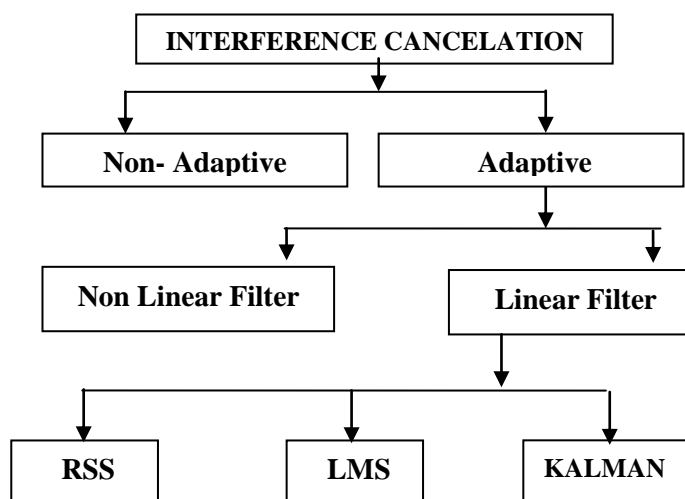


Fig.1.2 Different Methods of interference Cancellation

Adaptive Filter

An adaptive filter self-adjusts its transfer function according to an optimization algorithm driven by an error signal. Because of the complexity of the optimization algorithms, most adaptive filters are digital filter.

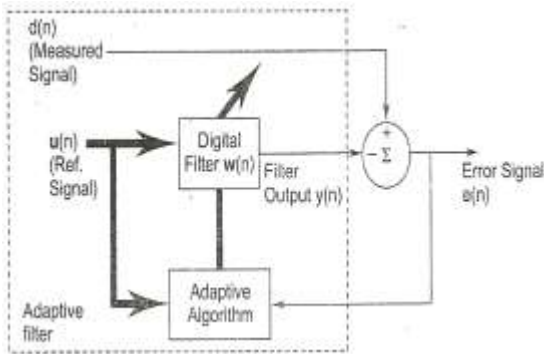


Fig.1.3 Block diagram of an adaptive filter

Digital Filter Digital filter is a mathematical algorithm implemented in hard ware and software. Digital input signal produces a digital output signal for purpose of achieving a filter objective. A digital filter is used for two purposes: (i) Separation of signal that have been combined and (ii) restorations of signal that have been distorted in some way signal separations needed when signal has been contaminated with interference, noise, or other signal.

Least Mean Square (LMS) Algorithm-The LMS is an approximation of the steepest descent algorithm, which uses an instantaneous estimate of the gradient vector. The estimate of the gradient is based on sample values of the tap input vector and an error signal. The algorithm iterates over each tap weight in the filter, moving it in the direction of the approximated gradient. The idea behind LMS filters is to use the method of steepest descent to find a coefficient vector $n w$ which minimizes a cost function [4][6].

In practical application of adaptive filtering, a fixed step size Algorithm is required for

- (i) Easier implementation
- (ii) Single adjustable parameters μ for controlling the convergence rate but slow convergence

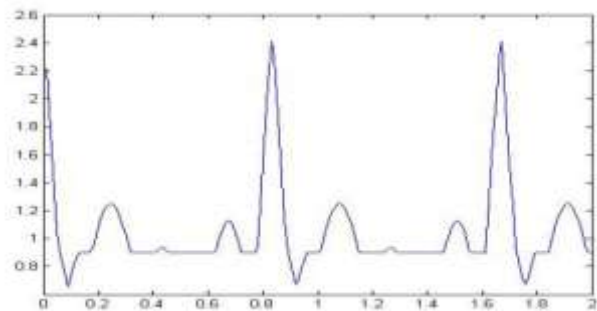
Normalized LMS (NLMS) Algorithm-Normalized Least Mean Square (NLMS) is actually derived from Least Mean Square (LMS) algorithm. The need to derive this NLMS algorithm is that the input signal power changes in time and due to this change the step-size between two adjacent coefficients of the filter will also change and also affect the convergence rate. Due to small signals this convergence rate will slow down and due to loud signals this convergence rate will increase and give an error. So to overcome this problem, try to adjust the step-size parameter with respect to the input signal power. Therefore the step-size parameter is said to be normalized. When design the LMS adaptive filter, one difficulty we meet is the selection of the step-size parameter μ . The main drawback of the pure LMS algorithm is that it is sensitive to the scaling of its input $u(n)$. This makes it very hard to choose a learning rate μ that guarantees stability of the algorithm [7].

When the convergence factor μ is large, the algorithm experiences a gradient noise amplification problem. In order to

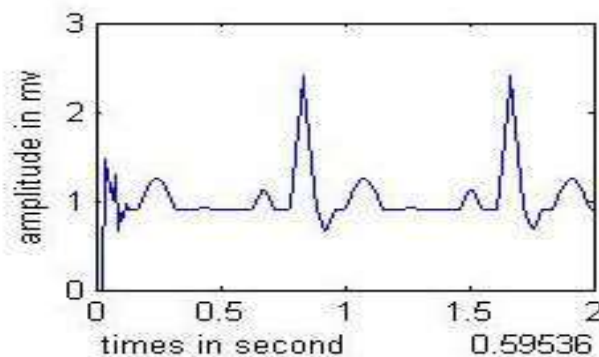
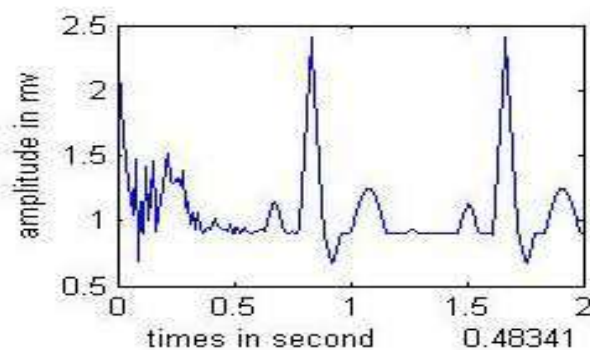
solve this difficulty, we can use the NLMS (Normalized Least Mean Square) algorithm.

Normalization algorithm results in smaller step size values than the conventional LMS algorithm. The normalized algorithm usually converges faster than the LMS algorithm, since it utilizes a variable convergence factor aiming at the minimization of the instantaneous output error.

Comparison between LMS & NLMS-ECG signals which are generated contain noise signal. To reduce these noise signals LMS algorithm and NLMS algorithm are used. Here two algorithms are studied and output results for noise cancelling are shown in Fig. 1.4 & Table 1.1 It is clear that these algorithms remove the noise efficiently present in the ECG signal and the performance of NLMS is better than LMS.



(a)



(b) and (c) respectively

Fig.1.4 (a) ECG signal (b) LMS algorithm (c) NLMS algorithm

Table 1.1 Summary of ECG noise cancellation

S. No.	Algorithm	Percentage of noise cancellation
1	LMS	48.34%
2	NLMS	59.54%

Notch Filter-Notch filter is used in many applications where specific frequency component is eliminated. For example instrumentation and recording system signals are interfered by power line frequency 50Hz and these interferences are eliminated by notch filter [8].

The Notch filter removes the noise by attenuating the entire signal content at 50 Hz. This result in a loss of the frequency components of the desired signal range around 50 Hz. Above mentioned proposed work is implemented using MATLAB as it is commercial software product, of Math works. This programming language is very powerful allows matrix manipulation, plotting of functions and data, implementation of algorithms, creation of user interfaces, and interfacing with other programming languages (C, C++, FORTRAN and Java).

One of the most beneficial features is graphical visualization which helps us have confidence in results by monitoring and analyzing resultant plots. MATLAB has some advantages compared with conventional computer languages for technical problem solving. Among them are following [2].

- (1) Ease of use.
- (2) Platform independence.
- (3) Predefined functions.
- (4) Device-independent plotting.
- (5) Graphical user interface.

2. METHODOLOGY

In this paper, two new algorithms are proposed, developed and validated, one for removing non-trivial noises in ECGs using the LMS and the other deploys the NLMS extracted features to improve recognition of arrhythmias. Firstly, independent component analysis has been studied and found effective to separate out motion induced artifacts in ECG.

The second algorithm has been developed for ECG feature extraction, in which the independent component analysis has been used to obtain a set of features, or basis functions of the ECG signals generated hypothetically. The selection of the appropriate feature set for classifier has been found important for better performance and quicker response. Above said two algorithms are than compared with Notch Filter

Implementations of LMS Algorithm:

- Initialization: If prior knowledge of the tap weight vector $w(n)$ is available, use it to select an appropriate value for $w(n)$, otherwise, set $w(0)=0$. Take, $0 < \mu < (1/M, S_{max})$ Where: S_{max} =the maximum value of PSD of the tap input $u(n)$
- Data:
 - Give $u(n) = M$ by 1 tap input vector at time n ,
 - $d(n) =$ desired response at time n
 - To be computed: $w(n) =$ estimate of tap-weight vector at time n

- Computation:
 - $y(n) = w(n).u(n)$
 - $e(n) = d(n) - y(n)$
 - $w(n+1) = w(n) + \mu.e(n).u(n)$

Table 1.2 Variables use in LMS algorithm

Variable	Description
N	The current time index
$u(n)$	The vector of buffer input sample at step $n=[u(n).u(n-1)...u(n-M-1)]^T$
$u^*(n)$	Complex conjugate of the vector of buffered input sample at step n
$w(n)$	The vector of filter weight estimates at step n .
$y(n)$	The filtered out put at step n .
$e(n)$	The error signal at step n .
$d(n)$	The desired input signal at step n .
M	The filter length.
μ	The adaption step size.

Table 1.3 Least Mean Square (LMS) algorithm

S. No.	LMS algorithm	
1	Initial Conditions :	$0 < \mu < 1$ Length of Adaptive filter=L Input vector: $u[0,0,0...0]^T$ Wight vector: $w[0,0,0...0]^T$
	For each instant of $t = 1, 2, 3... ,$ compute:	
2	Output signal:	$y(n) = w^T . u(n);$
3	Estimation Error:	$e(n) = d(n)-y(n);$
4	Tap-Weight Adaptation:	$w(n+1) = w + 2 \mu .e(n).u(n);$

Implementations of NLMS Algorithm

In standard form of least mean square (LMS) filter in adjustment applied to the tap weight vector of the filter at iteration n consist of product of three terms:

- (i) The step size parameter μ , which is under the designer’s control.
- (ii) The tap input vector $u(n)$, which is supplied by a source of information.
- (iii) The estimation error $e(n)$, which is calculated at iteration n .

The adjustment is directly proportional to the tap input vector $u(n)$. Therefore, when $u(n)$ is large, the LMS filter suffer from gradient noise amplification problem. Also, the maximum step size μ guarantee stability signal, $u(n)$. One important technique for optimizing speed of convergence while maintaining the adjustment applied to tap weight vector at iteration $n+1$ is ‘normalized’ with respect to the squared Euclidean norm of the tap –input vector $u(n)$ at iteration n – hence the term “normalized”. It can be briefly described as follows:

- Initialization: If prior knowledge of the tap weight vector $w(n)$ is available, use it to select an appropriate value for $w(0)$, otherwise set $w(0)=0$. Take, $0 < \mu < 2(E[u(n)^2]D(n)/E[e(n)^2])$; where, $E[u(n)^2]$ = input signal power, $E[e(n)^2]$ = error signal power, $D(n)$ mean square deviation of weight vector.
- Data: Given $u(n) = M$ by 1 tap input vector at time n .
 $d(n)$ = desired response at time n .
 To be computed $w(n)$ = estimate of tap-weight vector at time n .
- Computation: $y(n) = w(n)^T \cdot u(n)$
 $e(n) = d(n) - y(n)$
 $w(n+1) = w(n) + \mu \cdot e(n) \cdot u(n)$

The algorithm required $2 \cdot M + 1$ addition and $2 \cdot M + 1$ multiplication at any iteration n where M is the tap length or filter order. The computation complexity depends on the order of the filter and it must be carefully chosen. The following figure shown the flow chart to implement the algorithm

Table 1.4 Variables used in NLMS algorithm

Variable	Description
N	The current time index
$u(n)$	The vector of buffer input sample at step $n = [u(n), u(n-1), \dots, u(n-M+1)]^T$
$u^*(n)$	Complex conjugate of the vector of buffered input sample at step n
$w(n)$	The vector of filter weight estimates at step n
$y(n)$	The filtered out put at step n
$e(n)$	The error signal at step n
$d(n)$	The desired input signal at step n
M	The filter length
μ	The adaption step size
C	Small constant
A	NLMS adaption constant

Table 1.5 Normalized Least Mean Square (NLMS) algorithm

S.NO	NLMS ALGORITHM	
1	Initial Conditions:	$0 < \mu < 2$ and c is small constant. Length of Adaptive Filter = L Input vector: $u[0, 0, 0, \dots, 0]^T$ Weight vector $[0, 0, 0, \dots, 0]^T$
For each instant of Time, $n=1, 2, \dots$, compute:		
2	Output signal:	$y(n) = w^T \cdot u(n)$;
3	Estimation Error:	$e(n) = d(n) - y(n)$;
4	adaption step size:	$w(n) + [2 / (c + u(n)^T \cdot u(n))] e(n) u(n)$ $w(n+1) = w + 2 \mu \cdot e(n) \cdot u(n)$;

Implementation of the Notch filter

A narrow band, notch filter was designed using simulation in MATLAB software, to cancelled 50 Hz Hum cancellation

using notch filter from the ECG signal. The filter was designed to meet the following specifications in table 1.6 given.

Table 1.6 Summary Notch Filter

S. No	Description	Parameter
1	Notch frequency	50Hz.
2	3 dB Width	10 Hz.
3	Attenuation at notch frequency	3 dB.
4	Sampling frequency	600Hz.
5	R	0.947
6	b_0	0.9463

3. RESULTS

This paper presents the results of simulation using MATLAB to investigate the performance behaviors of various adaptive filter algorithms in non stationary environment with different step sizes. The principle means of comparison is the error cancellation capability of the algorithms which depends on the parameters such as step size, filter length and number of iterations. All Simulations presented are different parameter such as step size, filter tap, iterations.

3.1 Results for LMS algorithm: In this case $\mu = 0.05$, Filter length is 15 and 25 and 1400 iterations Fig. 1.5, 1.6 given below.

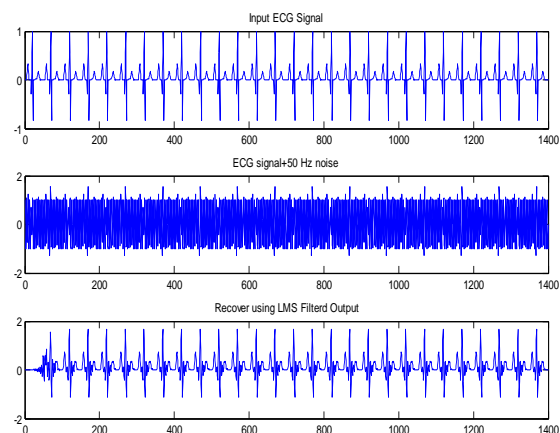


Figure: 1.5 LMS algorithm where $\mu = 0.05$, Filter length = 15

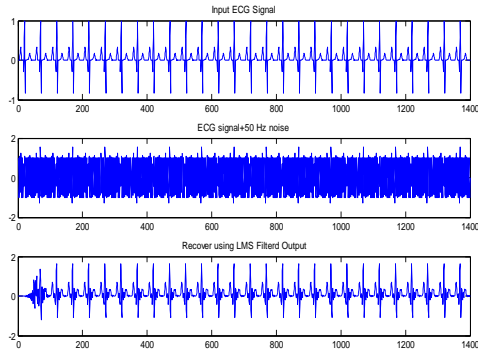


Fig.1.6 LMS algorithm where $\mu=0.05$, Filter length = 25
LMS algorithm: In this case $\mu = 0.09$, Filter length is 15, 20 and 35 and 1400 iterations Fig. 1.7, 1.8, 1.9 given below.

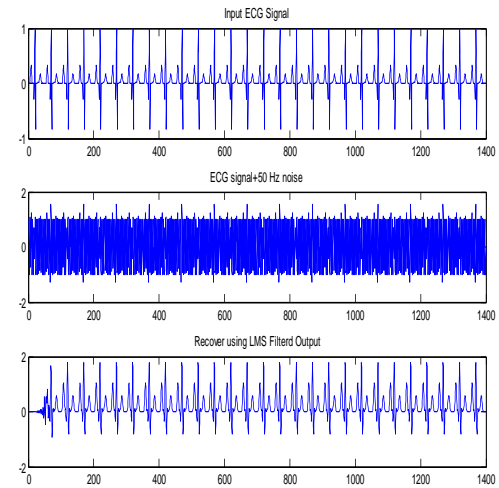


Fig.1.9 LMS algorithm where $\mu=0.09$, Filter length = 35

3.2 Results for NLMS algorithm:

In this case $c = 0.019$, $\alpha = 0.102$, Filter length is 15, 20, 30 and 1400 iterations Fig.1.10, 1.11, 1.12 shown in given below.

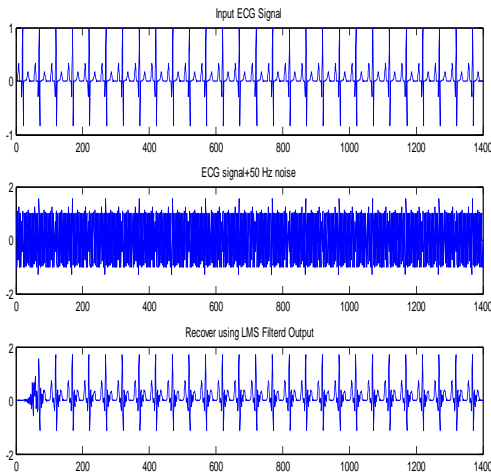


Fig.1.7 LMS algorithm where $\mu=0.09$, Filter length = 15

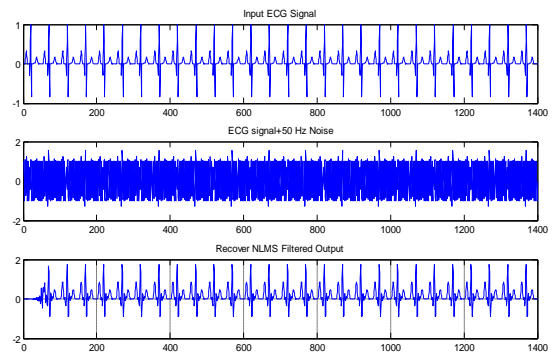


Fig.1.10 NLMS algorithm where $c=0.019$, $\alpha=0.102$, Filter length = 15

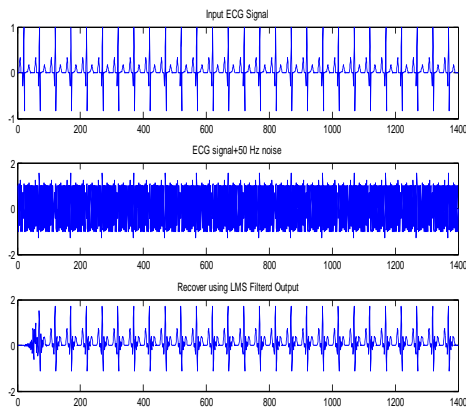


Fig.1.8 LMS algorithm where $\mu=0.09$, Filter length = 20

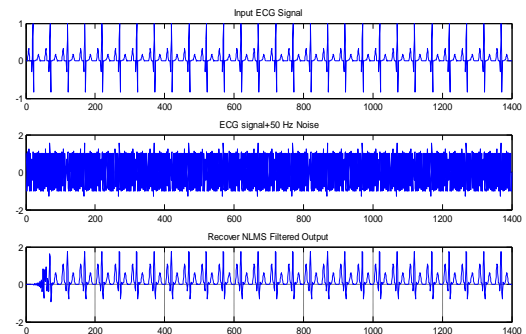


Fig.1.11 NLMS algorithm where $c=0.019$, $\alpha=0.102$, Filter length = 20

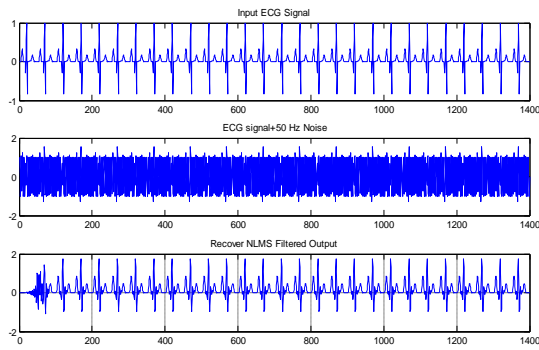


Fig.1.12 NLMS algorithm where $c=0.019$, $\alpha=0.102$, Filter length = 30

NLMS algorithm: In this case $c=0.019$, $\alpha=0.102$, Filter length is 40 and 1400 iterations in fig 1.13

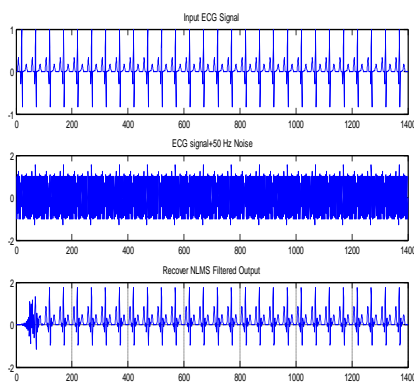


Fig.1.13 NLMS algorithm where $c=0.019$, $\alpha=0.102$, Filter length. = 40

3.3 Results of Notch Filter

We can remove the noise in the ECG signal using notch filter at 50Hz.

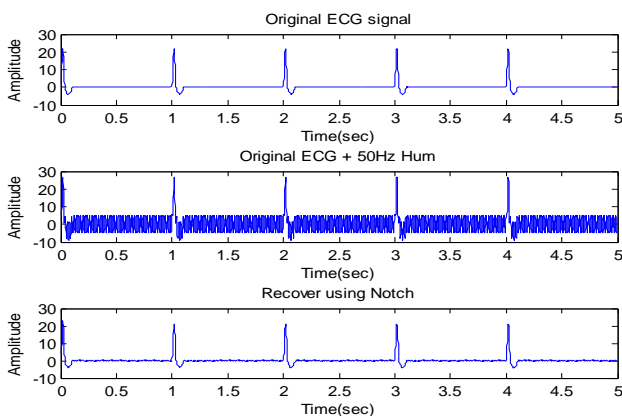


Fig.1.14 Remove the noise is to filter the signal with a notch filter at 50 Hz.

4. CONCLUSION

The objective was to optimize different adaptive filter algorithms so that we can reduce interference. In this paper, two Adaptive algorithms were analyzed and compared with Notch Filter.

The parameter, LMS step size μ play important role in determine the convergence speed and stability. Convergence

speed can be controlled by parameter step size μ . I have plot LMS response for step size $\mu=0.05$ and $\mu=0.09$ with different filter length 15, 20, 25, 30. I observed that with increased filter order, accuracy increased and with increased step size convergence rate took place fast.

These results shows that the LMS algorithm has slow convergence but simple to implement and gives good results if step size is chosen correctly and is suitable for stationary environment. The merits of LMS algorithm is less consumption of memory and amount of calculation. The NLMS algorithm changes the step-size according to the energy of input signals hence it is suitable for both stationary as well as non-stationary environment. The implementation of algorithms was successfully achieved for $c = 0.019$, $\alpha = 0.102$, filter length is 15, 20, 30, 40 and 1400 iterations.

The noise cancellation performance of NLMS Filter was observed consistently better when compared with LMS Filter and Notch Filter.

5. SCOPE

In this work, only the Least-Mean-Squares (LMS) and Normalized Least-Mean-Squares (NLMS) Algorithm has been used. Other adaptive algorithms can be studied and their suitability for application to Adaptive Noise Cancellation can be compared. Other algorithms that can be used include Recursive Least Squares. Moreover, this project does not consider the real time processing of finite-length filters and the causal approximation and also improvement of the thesis can be further implemented with different algorithms such as RLS algorithm and wiener filter to achieve the desired results.

REFERENCES:

- [1] R.S Khandpur “Biomedical instrumentation hand book), 11th reprint 2008 Tata McGraw –Hill publication company Limited New Delhi. ISBN-13: 978-0-07-0473355-3.
- [2] Stephen J. chapman “MATLAB programming for engineers” 3rd Reprint Edition 2003 by Thomson asia Pte Ltd., Singapore ISBN: 981-240-606-9.
- [3] Malindi, P.(2002) “Cancelling power line interference in electrophysiological signals”. *ECT Research Journal*, 2.
- [4] Widrow B. and Hoff M.E. (1960), “Adaptive switching circuits”, In *IREWESCON Convention Record*, pp. 96-104, New York.
- [5] Zhang Jiashu, Tai Heng-Ming, “Adaptive Noise Cancellation Algorithm for Speech Processing”, *IEEE Transactions*, pp 2489-2492, 2007.
- [6] Jigram H. Shah, Jay M. Joshi, “Digital signal processing” University science press laxmi publication company Limited New Delhi.
- [7] Suzanna M. M. Martens , Massimo Mischi, S. Guid Oei, ‘An Improved Adaptive Power Line Interference Canceller for Electrocardiography’ *IEEE transactions on biomedical engineering*, vol. 53, no. 11, November 2006.
- [8] Syed Zahurul Islam, Syed Zahidul Islam, Razali Jidin, Mohd. Alauddin Mohd. Ali, “Performance Study of Adaptive Filtering Algorithms for Noise Cancellation of ECG Signal”, *IEEE* 2009.
- [9] Chhavi Saxena,P.D.Murarka,Hemant Kumar Gupta, ” Noise Reduction in ECG Signals Using Notch Filter”,*IJCSE* Volume-5, issue-8 E-ISSN: 2347-2693.